


# Registration for a Competition in the Chronor System

## IMPORTANT!

If you have used one email address to register, **continue using the same email address** in the future!

Do **not** create a new user with a different email. If you need to change your email address, log in and change it there, or contact [support@chronor.eu](mailto:support@chronor.eu) .

1. Go to [portal.chronor.eu](https://portal.chronor.eu)
2. **Changing the language.** Click the gear icon in the top right corner and select your preferred language (Estonian or English).



3. If you have previously registered for a competition through the Chronor system, you can use **“Login”**. If you have not participated before, click **“Join”**.
4. If you have forgotten your password, select **“Login”** and click **“Forgot your password?”**. You can create a new password sent to your email and then log in to your account.

[← Back to Home](#)

## Welcome back.

Email

Password

[Forgot your password?](#)

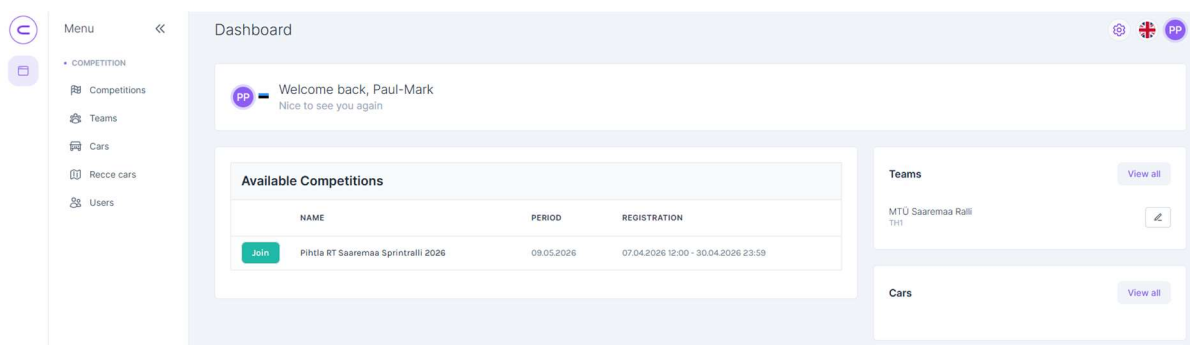
Register

Log in

- If you have not participated before, select **“Join”** and create an account using your email address and a password of your choice.

**IF THE SYSTEM SAYS THAT THE EMAIL IS ALREADY IN USE, CONTACT SUPPORT ([support@chronor.eu](mailto:support@chronor.eu)) AND WE WILL LINK YOUR ACCOUNT WITH THE CORRECT DATA.**


- When logged in, you will see the following on the left:
  - “COMPETITIONS” – here you can register for competitions and see which competitions you are registered for
  - TEAMS – view the teams associated with you
  - CARS – view the cars associated with you and make changes
  - USERS – view users associated with you (drivers and co-drivers) and make changes
- To register for a competition, select **“Competitions”** and click **“Join”** for the competition you wish to participate in.



- Now you need to add your data: **team, driver, co-driver, car information, and competition class.**  
Enter the data correctly, as you can use the same data automatically in the future.

**IF YOU HAVE PREVIOUSLY PARTICIPATED IN RALLIES THROUGH THE CHRONOR SYSTEM**

- Select existing data from the white field.



- You can verify the data in the purple person box that appears after making a selection.

The screenshot shows a web form titled "Creating crew for Pihlta RT Saaremaa Sprintralli 2026". On the left, there is a logo for "09.05 2026 Pihlta RT SAAREMAA SPRINTRALLI" with logos for "Thule MOTORSPORT" and "SAAREMAA SPRINTRALLI". Below the logo, it says "09.05.2026", "Registration: 07.04.2026 12:00 - 30.04.2026 23:59", and "Thule Motorsport MTÜ". The form fields are: Entrant (MTÜ Saaremaa Ralli TH1), Driver (Paul-Mark PIN), Co-driver (Select coDriver), Car (Select car), Race car (Select race car (optional)), Tire brand (Select tire brand), and Series involvement (radio buttons for EMV / ERC, Sprintralli KV / Noorterralli MV, and Estonian Junior Challenge). A purple box highlights the driver selection dropdown, with a red arrow pointing to it and the text "To change the data". The form also features a "Create" button and a "List" button.

- If you do not find suitable data, add it using the purple “+”.
- If the system says that the email is already in use, it means an account already exists. This account and its data can be linked to your user. For this, contact [support@chronor.eu](mailto:support@chronor.eu)  
**DO NOT CREATE A NEW USER ACCOUNT BY FORCE MANUALLY.**
- When all information is entered, click **Create**, and you are registered (see point 9).  
**Your name will appear in the list of registered competitors after the competition secretary has reviewed and confirmed your data.**

IF YOU HAVE NOT PREVIOUSLY PARTICIPATED IN RALLIES THROUGH THE CHRONOR SYSTEM

You must now enter **all data manually**. In the future, this data can be reused automatically.

- ENTRANT – in folk rallies, if there is no team, this is the driver’s name. If a team exists, ask the competition secretary or [support@chronor.eu](mailto:support@chronor.eu) to add it for you. Do not create a new team manually.
- DRIVER – enter the driver’s data. If you do not have data for a specific field, enter “EO”; if unknown, enter “TH”.
- CO-DRIVER – enter the co-driver’s data. If you do not have data for a specific field, enter “EO”; if unknown, enter “TH”. If you do not yet know the co-driver, you may add them later.
- CAR – enter the car data. If you do not have data for a specific field, enter “EO”; if unknown, enter “TH”.
  - Model info – free field, you may add any information
  - Homologation no. – enter the number; not used in amateur motorsport, enter “EO”
  - Technical no. – technical card number
  - Team – if a team exists, links the car to the corresponding team
- To confirm, click **Create**



## Creating: Creating a new car

Create

Car make Select make	Car model Select model
Model info Enter model info	Year 0
Engine type Petrol, diesel or something else	CC Enter cc...
Homol nr Enter Homol nr...	Horsepower 0
Registration nr Enter Registration nr...	Technical nr Enter Technical nr...
Team Select team	

9. After entering your data and creating your competition entry, you will see it under “Competitions”.

There you can also modify and supplement your data yourself using the purple button until the registration period ends. After that, contact the competition secretary to make changes.

**MAKE SURE ALL DATA IS CORRECT FROM THE START.**

Menu << Crews

+ COMPETITION

- Competitions
- Teams
- Cars
- Recce cars
- Users

### Available Competitions

NAME	PERIOD	REGISTRATION
Pihla RT Saaremaa Sprintralli 2026	09.05.2026	07.04.2026 12:00 - 30.04.2026 23:59

Join

### Joined Competitions

This will show on witch competitions You have entered. This will show even if the official competition registration list does not.

Search by driver, co-driver, car or reg nr

CREW	COMPETITION	PERIOD
Paul-Mark Pihl / Karl-Matthias Pihl Subaru Impreza AWD / Z225T1	Pihla RT Saaremaa Sprintralli 2026	09.05.2026

For questions, contact [support@chronor.eu](mailto:support@chronor.eu). We respond within 1 working day. Together we will find a solution.